

CONTUL DE EXECUTIE A BUGETULUI LOCAL- VENITURI

la data de 31.03.2015

Cod 20

-lei-

Denumirea indicatorilor	Cod indicator	Prevederi bugetare		Drepturi constatate			Incasari realizate	Stingeri pe alte cai decat incasari	Drepturi constatate de incasat
		anuale aprobate la finele perioadei de raportare	trimestriale cumulate	Total, din care:	din anii precedenti	din anul curent			
A	B	1	2	3=4+5	4	5	6	7	8=3-6-7
VENITURI -TOTAL(cod 00.02+00.15+00.16+00.17+45.02)	000102	287,744,000	126,260,320	213,274,268	85,353,998	127,920,270	90,959,985	171,923	122,142,360
VENITURI PROPRII (cod 00.02-11.02-□ 37.02+ 00.15+00.16)	4802	138,424,000	71,012,060	174,673,849	82,736,231	91,937,618	54,233,886	171,923	120,268,040
I. VENITURI CURENTE (cod 00.03+00.12)	0002	241,993,310	102,876,060	206,922,534	82,736,231	124,186,303	86,482,571	171,923	120,268,040
A. VENITURI FISCALE (cod 00.04+06.02+00.09+00.10+00.11)	0003	223,344,310	84,227,060	182,612,699	66,479,200	116,133,499	80,482,049	170,569	101,960,081
A1. IMPOZIT PE VENIT, PROFIT SI CASTIGURI DIN CAPITAL (cod 00.05+00.06+00.07)	0004	72,823,000	30,676,120	22,179,871		22,179,871	22,172,476	7,395	
A1.1. IMPOZIT PE VENIT, PROFIT SI CASTIGURI DIN CAPITAL DE LA PERSOANE JURIDICE (cod 01.02)	0005	966,000	200,000	199,065		199,065	191,670	7,395	
Impozit pe profit (cod 01.02.01)	0102	966,000	200,000	199,065		199,065	191,670	7,395	
Impozit pe profit de la agentii economici	010201	966,000	200,000	199,065		199,065	191,670	7,395	
A1.2. IMPOZIT PE VENIT, PROFIT SI CASTIGURI DIN CAPITAL DE LA PERSOANE FIZICE(cod 03.02+04.02)	0006	71,857,000	30,476,120	21,980,806		21,980,806	21,980,806		
Impozit pe venit (cod 03.02.17+ 03.02.18)	0302	1,833,000	460,000	388,189		388,189	388,189		
Impozitul pe veniturile din transferul proprietatilor imobiliare din patrimoniul personal	030218	1,833,000	460,000	388,189		388,189	388,189		
Cote si sume defalcate din impozitul pe venit (cod 04.02.01+04.02.04)	0402	70,024,000	30,016,120	21,592,617		21,592,617	21,592,617		
Cote defalcate din impozitul pe venit	040201	70,024,000	30,016,120	21,592,617		21,592,617	21,592,617		
A3. IMPOZITE SI TAXE PE PROPRIETATE (cod 07.02)	0009	34,862,000	12,359,180	105,198,036	54,557,145	50,640,891	19,970,185	83,633	85,144,218
Impozite si taxe pe proprietate (07.02.01a 07.02.03+07.02.50)	0702	34,862,000	12,359,180	105,198,036	54,557,145	50,640,891	19,970,185	83,633	85,144,218
Impozit si taxa pe cladiri (cod 07.02.01.01+07.02.01.02)	070201	31,018,000	10,000,000	99,408,471	51,888,272	47,520,199	18,086,493	71,009	81,250,969
Impozit pe cladiri de la persoane fizice	07020101	8,553,610	5,000,000	12,150,797	3,887,510	8,263,287	5,731,744	26,660	6,392,393

A	B	1	2	3=4+5	4	5	6	7	8=3-6-7
Impozit si taxa pe cladiri de la persoane juridice	07020102	22,464,390	5,000,000	87,257,674	48,000,762	39,256,912	12,354,749	44,349	74,858,576
Impozit si taxa pe teren (cod 07.02.02.01 la 07.02.02.03)	070202	2,882,000	1,613,520	5,245,970	2,449,722	2,796,248	1,659,250	12,622	3,574,098
Impozit pe terenuri de la persoane fizice	07020201	973,170	700,000	1,481,237	503,960	977,277	660,232	6,320	814,685
Impozit si taxa pe teren de la persoane juridice	07020202	1,810,310	815,000	3,614,488	1,896,842	1,717,646	951,080	6,103	2,657,305
Impozitul pe terenul extravilan*)+Restante ani anteriori din impozitul pe terenul agricol-	07020203	98,520	98,520	150,245	48,920	101,325	47,938	199	102,108
Taxe judiciare de timbru si alte taxe de timbru	070203	961,000	744,660	525,082	202,342	322,740	224,201		300,881
Alte impozite si taxe pe proprietate	070250	1,000	1,000	18,513	16,809	1,704	241	2	18,270
A4.IMPOZITE SI TAXE PE BUNURI SI SERVICII (cod 11.02+12.02+15.02+16.02)	0010	115,245,310	40,777,760	55,182,077	11,918,205	43,263,872	38,290,568	79,538	16,811,971
Sume defalcate din TVA (cod 11.02.01+11.02.02+11.02.06)	1102	104,044,310	32,339,000	32,339,000		32,339,000	32,339,000		
Sume defalcate din taxa pe valoarea adaugata pentru finantarea cheltuielilor descentralizate la nivelul comunelor, oraselor, municipiilor, sectoarelor si Municipiului Bucuresti	110202	103,230,000	32,095,000	32,095,000		32,095,000	32,095,000		
Sume defalcate din taxa pe valoarea adaugata pentru echilibrarea bugetelor locale	110206	814,310	244,000	244,000		244,000	244,000		
Alte impozite si taxe generale pe bunuri si servicii (cod 12.02.07)	1202	109,000	109,000	106,471	70,881	35,590	28,684	153	77,634
Taxe hoteliere	120207	109,000	109,000	106,471	70,881	35,590	28,684	153	77,634
Taxe pe servicii specifice (cod 15.02.01+15.02.50)	1502	82,000	82,000	313,873	283,425	30,448	26,996	2	286,875
Impozit pe spectacole	150201	79,000	79,000	42,762	27,976	14,786	26,733	1	16,028
Alte taxe pe servicii specifice	150250	3,000	3,000	271,111	255,449	15,662	263	1	270,847
Taxe pe utilizarea bunurilor, autorizarea utilizarii bunurilor sau pe desfasurarea de activitati (cod 16.02.02+16.02.03+16.02.50)	1602	11,010,000	8,247,760	22,422,733	11,563,899	10,858,834	5,895,888	79,383	16,447,462
Impozit pe mijloacele de transport (cod 16.02.02.01+16.02.02.02)	160202	9,134,000	6,371,760	21,503,729	11,367,899	10,135,830	5,352,062	66,800	16,084,867
Impozit pe mijloacele de transport detinute de persoane fizice	16020201	5,200,210	3,371,760	10,506,445	5,051,135	5,455,310	3,052,242	20,987	7,433,216
Impozit pe mijloacele de transport detinute de persoane juridice	16020202	3,933,790	3,000,000	10,997,284	6,316,764	4,680,520	2,299,820	45,813	8,651,651
Taxe si tarife pentru eliberarea de licente si autorizatii de functionare	160203	668,000	668,000	255,557		255,557	255,557		
Alte taxe pe utilizarea bunurilor, autorizarea utilizarii bunurilor sau pe desfasurarea de activitati	160250	1,208,000	1,208,000	663,447	196,000	467,447	288,269	12,583	362,595
A6. ALTE IMPOZITE SI TAXE FISCALE (cod 18.02)	0011	414,000	414,000	52,715	3,850	48,865	48,820	3	3,892
Alte impozite si taxe fiscale (cod 18.02.50)	1802	414,000	414,000	52,715	3,850	48,865	48,820	3	3,892
Alte impozite si taxe	180250	414,000	414,000	52,715	3,850	48,865	48,820	3	3,892

A	B	1	2	3=4+5	4	5	6	7	8=3-6-7
C. VENITURI NEFISCALE (cod 00.13+00.14)	0012	18,649,000	18,649,000	24,309,835	16,257,031	8,052,804	6,000,522	1,354	18,307,959
C1. VENITURI DIN PROPRIETATE (cod 30.02+31.02)	0013	8,880,000	8,880,000	11,168,008	5,736,171	5,431,837	3,643,820	1,200	7,522,988
Venituri din proprietate (cod 30.02.01+30.02.05+30.02.08+30.02.50)	3002	8,880,000	8,880,000	11,168,008	5,736,171	5,431,837	3,643,820	1,200	7,522,988
Varsaminte din profitul net al regiilor autonome	300201	241,000	241,000						
Venituri din concesiuni si inchirieri (cod 30.02.05.30)	300205	8,625,000	8,625,000	11,168,008	5,736,171	5,431,837	3,643,820	1,200	7,522,988
Alte venituri din concesiuni si inchirieri de catre institutiile publice	30020530	8,625,000	8,625,000	11,168,008	5,736,171	5,431,837	3,643,820	1,200	7,522,988
Venituri din dividende (cod 30.02.08.02+30.02.08.03)	300208	14,000	14,000						
Venituri din dividende de la alti platitori	30020802	14,000	14,000						
C2. VANZARI DE BUNURI SI SERVICII (cod 33.02+34.02+35.02+36.02+37.02)	0014	9,769,000	9,769,000	13,141,827	10,520,860	2,620,967	2,356,702	154	10,784,971
Venituri din prestari de servicii si alte activitati (cod 33.02.08+33.02.10+33.02.12+33.02.24+33.02.27+33.02.28+33.02.50)	3302	3,087,000	3,087,000	1,721,719	997,133	724,586	731,368		990,351
Venituri din prestari de servicii	330208	1,584,000	1,584,000	386,118		386,118	386,118		
Contributia parintilor sau sustinatorilor legali pentru intretinerea copiilor in crese	330210	334,000	334,000	71,506		71,506	71,506		
Contributia persoanelor beneficiare ale cantinelor de ajutor social	330212	28,000	28,000	5,953		5,953	5,953		
Contributia lunara a parintilor pentru intretinerea copiilor in unitatile de protectie sociala	330227	4,000	4,000	1,109		1,109	1,109		
Venituri din recuperarea cheltuielilor de judecata, imputatii si despagubiri	330228	36,000	36,000	1,059,889	997,133	62,756	69,538		990,351
Alte venituri din prestari de servicii si alte activitati	330250	1,101,000	1,101,000	197,144		197,144	197,144		
Venituri din taxe administrative, eliberari permise (cod 34.02.02+34.02.50)	3402	1,291,000	1,291,000	332,551		332,551	332,551		
Taxe extrajudiciare de timbru	340202	1,291,000	1,291,000	332,551		332,551	332,551		
Amenzi, penalitati si confiscari (cod 35.02.01 la 35.02.03+35.02.50)	3502	4,116,000	4,116,000	10,444,712	9,119,783	1,324,929	1,082,544		9,362,168
Venituri din amenzi si alte sanctiuni aplicate potrivit dispozitiilor legale (cod 35.02.01.02)	350201	4,115,000	4,115,000	10,444,016	9,119,087	1,324,929	1,082,544		9,361,472
Venituri din amenzi si alte sanctiuni aplicate de catre alte institutii de specialitate	35020102	4,115,000	4,115,000	10,444,016	9,119,087	1,324,929	1,082,544		9,361,472
Penalitati pentru nedepunerea sau depunerea cu intarziere declaratiei de impozite si taxe	350202			696	696				696
Incasari din valorificarea bunurilor confiscate, abandonate si	350203	1,000	1,000						

A	B	1	2	3=4+5	4	5	6	7	8=3-6-7
alte sume constatate odata cu confiscarea potrivit legii									
Diverse venituri (cod 36.02.01+36.02.05+36.02.06+36.02.07+36.02.11+36.02.14+36.02.22+36.02.23+36.02.50)	3602	1,261,000	1,261,000	627,228	403,944	223,284	194,622	154	432,452
Taxe speciale	360206	25,000	25,000	67,791	67,473	318	3,235	116	64,440
Varsaminte din amortizarea mijloacelor fixe	360207	191,000	191,000	29,808		29,808	29,808		
Alte venituri	360250	1,045,000	1,045,000	529,629	336,471	193,158	161,579	38	368,012
Transferuri voluntare, altele decat subventiile (cod 37.02.01+37.02.03 la 37.02.05+37.02.50)	3702	14,000	14,000	15,617		15,617	15,617		
Donatii si sponsorizari	370201	14,000	14,000	15,617		15,617	15,617		
Varsaminte din sectiunea de functionare pentru finantarea sectiunii de dezvoltare a bugetului local (cu semnul minus)	370203	-6,252,000	-4,012,000	-2,670,000		-2,670,000	-2,670,000		
Varsaminte din sectiunea de functionare	370204	6,252,000	4,012,000	2,670,000		2,670,000	2,670,000		
II. VENITURI DIN CAPITAL (cod 39.02)	0015	489,000	489,000	105,932		105,932	105,932		
Venituri din valorificarea unor bunuri (cod 39.02.01+39.02.03+39.02.04+ 39.02.07+39.02.10)	3902	489,000	489,000	105,932		105,932	105,932		
Venituri din valorificarea unor bunuri ale institutiilor publice	390201	14,000	14,000						
Venituri din vanzarea locuintelor construite din fondurile statului	390203	105,000	105,000	37,140		37,140	37,140		
Venituri din vanzarea unor bunuri apartinand domeniului privat al statului sau al unitatilor administrativ-teritoriale	390207			19,575		19,575	19,575		
Depozite speciale pentru constructii de locuinte	390210	370,000	370,000	49,217		49,217	49,217		
IV. SUBVENTII (cod 00.18)	0017	219,690	134,690	2,045,763	887,050	1,158,713	1,409,790		635,973
SUBVENTII DE LA ALTE NIVELE ALE ADMINISTRATIEI PUBLICE (cod 42.02+43.02)	0018	219,690	134,690	2,045,763	887,050	1,158,713	1,409,790		635,973
Subventii de la bugetul de stat (cod 42.02.01+42.02.05+42.02.10+42.02.12 la 42.02.21+ 42.02.28+42.02.29+42.02.32 la 42.02.36+42.02.40 la 42.02.42+42.02.44 la 42.02.46+42.02.51+42.02.52+42.02.54+42.02.55+42.02.62+42.02.65 la 42.02.67)	4202	219,690	134,690	2,045,763	887,050	1,158,713	1,409,790		635,973
Subventii de la bugetul de stat catre bugetele locale necesare sustinerii derularii proiectelor finantate din fonduri externe nerambursabile (FEN) postaderare	420220			1,995,868	887,050	1,108,818	1,359,895		635,973
Subventii pentru acordarea ajutorului pentru incalzirea locuintei cu lemne, carbuni, combustibili petrolieri	420234	99,690	99,690	1,245		1,245	1,245		
Subventii din bugetul de stat pentru finantarea sanatatii	420241	120,000	35,000	30,829		30,829	30,829		
Sume alocate din bugetul de stat aferente corectiilor	420262			17,821		17,821	17,821		

A	B	1	2	3=4+5	4	5	6	7	8=3-6-7
financiare									
Sume primite de la UE/alti donatori in contul platilor efectuate si prefinantari (cod 45.02.01 la 45.02.05+45.02.07+45.02.08+45.02.15 la 45.02.21)	4502	45,042,000	22,760,570	4,200,039	1,730,717	2,469,322	2,961,692		1,238,347
Fondul European de Dezvoltare Regionala (cod 45.02.01.01 la 45.02.01.03)	450201	44,301,000	22,019,570	3,902,447	1,730,717	2,171,730	2,664,100		1,238,347
Sume primite in contul platilor efectuate in anul curent	45020101	41,601,000	19,319,570	817,840		817,840	817,840		
Sume primite in contul platilor efectuate in anii anteriori	45020102	2,700,000	2,700,000	3,084,607	1,730,717	1,353,890	1,846,260		1,238,347
Fondul Social European (cod 45.02.02.01 la 45.02.02.03)	450202			2,592		2,592	2,592		
Sume primite in contul platilor efectuate in anii anteriori	45020202			2,592		2,592	2,592		
Fondul European Agricol de Dezvoltare Rurala (cod 45.02.04.01 la 45.02.04.03)	450204	400,000	400,000						
Sume primite in contul platilor efectuate in anul curent	45020401	400,000	400,000						
Instrumentul European de Vecinatate si Parteneriat (cod 45.02.08.01 la 45.02.08.03)	450208	341,000	341,000	295,000		295,000	295,000		
Sume primite in contul platilor efectuate in anul curent	45020801	341,000	341,000						
Prefinantare	45020803			295,000		295,000	295,000		
VENITURILE SECTIUNII DE FUNCTIONARE (cod 00.02+00.16+00.17) - TOTAL	000102	235,770,000	98,807,750	204,254,800	82,736,231	121,518,569	83,814,837	171,923	120,268,040
VENITURI PROPRII (00.02-11.02-37.02+00.16)	4802	137,744,000	70,332,060	174,538,109	82,736,231	91,801,878	54,098,146	171,923	120,268,040
I. VENITURI CURENTE (cod 00.03+00.12)	0002	235,550,310	98,673,060	204,222,726	82,736,231	121,486,495	83,782,763	171,923	120,268,040
A. VENITURI FISCALE (cod 00.04+06.02+00.09+00.10+00.11)	0003	223,344,310	84,227,060	182,612,699	66,479,200	116,133,499	80,482,049	170,569	101,960,081
A1. IMPOZIT PE VENIT, PROFIT SI CASTIGURI DIN CAPITAL (cod 00.05+00.06+00.07)	0004	72,823,000	30,676,120	22,179,871		22,179,871	22,172,476	7,395	
A1.1. IMPOZIT PE VENIT, PROFIT SI CASTIGURI DIN CAPITAL DE LA PERSOANE JURIDICE (cod 01.02)	0005	966,000	200,000	199,065		199,065	191,670	7,395	
Impozit pe profit (cod 01.02.01)	0102	966,000	200,000	199,065		199,065	191,670	7,395	
Impozit pe profit de la agentii economici	010201	966,000	200,000	199,065		199,065	191,670	7,395	
A1.2. IMPOZIT PE VENIT, PROFIT SI CASTIGURI DIN CAPITAL DE LA PERSOANE FIZICE(cod 03.02+04.02)	0006	71,857,000	30,476,120	21,980,806		21,980,806	21,980,806		
Impozit pe venit (cod 03.02.17+ 03.02.18)	0302	1,833,000	460,000	388,189		388,189	388,189		
Impozitul pe veniturile din transferul proprietatilor imobiliare din patrimoniul personal	030218	1,833,000	460,000	388,189		388,189	388,189		
Cote si sume defalcate din impozitul pe venit (cod 04.02.01+04.02.04)	0402	70,024,000	30,016,120	21,592,617		21,592,617	21,592,617		
Cote defalcate din impozitul pe venit	040201	70,024,000	30,016,120	21,592,617		21,592,617	21,592,617		

A	B	1	2	3=4+5	4	5	6	7	8=3-6-7
A3. IMPOZITE SI TAXE PE PROPRIETATE (cod 07.02)	0009	34,862,000	12,359,180	105,198,036	54,557,145	50,640,891	19,970,185	83,633	85,144,218
Impozite si taxe pe proprietate (cod 07.02.01 la 07.02.03+07.02.50)	0702	34,862,000	12,359,180	105,198,036	54,557,145	50,640,891	19,970,185	83,633	85,144,218
Impozit si taxa pe cladiri (cod 07.02.01.01+07.02.01.02)	070201	31,018,000	10,000,000	99,408,471	51,888,272	47,520,199	18,086,493	71,009	81,250,969
Impozit pe cladiri de la persoane fizice	07020101	8,553,610	5,000,000	12,150,797	3,887,510	8,263,287	5,731,744	26,660	6,392,393
Impozit si taxa pe cladiri de la persoane juridice	07020102	22,464,390	5,000,000	87,257,674	48,000,762	39,256,912	12,354,749	44,349	74,858,576
Impozit si taxa pe teren (cod 07.02.02.01 la 07.02.02.03)	070202	2,882,000	1,613,520	5,245,970	2,449,722	2,796,248	1,659,250	12,622	3,574,098
Impozit pe terenuri de la persoane fizice	07020201	973,170	700,000	1,481,237	503,960	977,277	660,232	6,320	814,685
Impozit si taxa pe teren de la persoane juridice	07020202	1,810,310	815,000	3,614,488	1,896,842	1,717,646	951,080	6,103	2,657,305
Impozitul pe terenul extravilan*)+Restante anii anteriori din impozitul pe terenul agricol-	07020203	98,520	98,520	150,245	48,920	101,325	47,938	199	102,108
Taxe judiciare de timbru si alte taxe de timbru	070203	961,000	744,660	525,082	202,342	322,740	224,201		300,881
Alte impozite si taxe pe proprietate	070250	1,000	1,000	18,513	16,809	1,704	241	2	18,270
A4. IMPOZITE SI TAXE PE BUNURI SI SERVICII (cod 11.02+12.02+15.02+16.02)	0010	115,245,310	40,777,760	55,182,077	11,918,206	43,263,872	38,290,568	79,538	16,811,971
Sume defalcate din TVA (cod 11.02.01+11.02.02+11.02.06)	1102	104,044,310	32,339,000	32,339,000		32,339,000	32,339,000		
Sume defalcate din taxa pe valoarea adaugata pentru finantarea cheltuielilor descentralizate la nivelul comunelor, oraselor, municipiilor, sectoarelor si Municipiului Bucuresti	110202	103,230,000	32,095,000	32,095,000		32,095,000	32,095,000		
Sume defalcate din taxa pe valoarea adaugata pentru echilibrarea bugetelor locale	110206	814,310	244,000	244,000		244,000	244,000		
Alte impozite si taxe generale pe bunuri si servicii (cod 12.02.07)	1202	109,000	109,000	106,471	70,881	35,590	28,684	153	77,634
Taxe hoteliere	120207	109,000	109,000	106,471	70,881	35,590	28,684	153	77,634
Taxe pe servicii specifice (cod 15.02.01+15.02.50)	1502	82,000	82,000	313,873	283,425	30,448	26,996	2	286,875
Impozit pe spectacole	150201	79,000	79,000	42,762	27,976	14,786	26,733	1	16,028
Alte taxe pe servicii specifice	150250	3,000	3,000	271,111	255,449	15,662	263	1	270,847
Taxe pe utilizarea bunurilor, autorizarea utilizarii bunurilor sau pe desfasurarea de activitati (cod 16.02.02+16.02.03+16.02.50)	1602	11,010,000	8,247,760	22,422,733	11,563,899	10,858,834	5,895,888	79,383	16,447,462
Impozit pe mijloacele de transport (cod 16.02.02.01+16.02.02.02)	160202	9,134,000	6,371,760	21,503,729	11,367,899	10,135,830	5,352,062	66,800	16,084,867
Impozit pe mijloacele de transport detinute de persoane fizice	16020201	5,200,210	3,371,760	10,506,445	5,051,135	5,455,310	3,052,242	20,987	7,433,216
Impozit pe mijloacele de transport detinute de persoane juridice	16020202	3,933,790	3,000,000	10,997,284	6,316,764	4,680,520	2,299,820	45,813	8,651,651
Taxe si tarife pentru eliberarea de licente si autorizatii de functionare	160203	668,000	668,000	255,557		255,557	255,557		


A	B	1	2	3=4+5	4	5	6	7	8=3-6-7
Alte taxe pe utilizarea bunurilor, autorizarea utilizării bunurilor sau pe desfasurarea de activitati	160250	1,208,000	1,208,000	663,447	196,000	467,447	288,269	12,583	362,595
A6. ALTE IMPOZITE SI TAXE FISCALE (cod 18.02)	0011	414,000	414,000	52,715	3,850	48,865	48,820	3	3,892
Alte impozite si taxe fiscale (cod 18.02.50)	1802	414,000	414,000	52,715	3,850	48,865	48,820	3	3,892
Alte impozite si taxe	180250	414,000	414,000	52,715	3,850	48,865	48,820	3	3,892
C. VENITURI NEFISCALE (cod 00.13+00.14)	0012	12,206,000	14,446,000	21,610,027	16,257,031	5,352,996	3,300,714	1,354	18,307,959
C1. VENITURI DIN PROPRIETATE (cod 30.02+31.02)	0013	8,880,000	8,880,000	11,168,008	5,736,171	5,431,837	3,643,820	1,200	7,522,988
Venituri din proprietate (cod 30.02.01+30.02.05+30.02.08+30.02.50)	3002	8,880,000	8,880,000	11,168,008	5,736,171	5,431,837	3,643,820	1,200	7,522,988
Varsaminte din profitul net al regiilor autonome	300201	241,000	241,000						
Venituri din concesiuni si inchirieri (cod 30.02.05.30)	300205	8,625,000	8,625,000	11,168,008	5,736,171	5,431,837	3,643,820	1,200	7,522,988
Alte venituri din concesiuni si inchirieri de catre institutiile publice	30020530	8,625,000	8,625,000	11,168,008	5,736,171	5,431,837	3,643,820	1,200	7,522,988
Venituri din dividende (cod 30.02.08.02+30.02.08.03)	300208	14,000	14,000						
Venituri din dividende de la alti platitori	30020802	14,000	14,000						
C2. VANZARI DE BUNURI SI SERVICII (cod 33.02+34.02+35.02+36.02+37.02)	0014	3,326,000	5,566,000	10,442,019	10,520,860	-78,841	-343,106	154	10,784,971
Venituri din prestari de servicii si alte activitati (cod 33.02.08+33.02.10+33.02.12+33.02.24+33.02.27+33.02.28+33.02.50)	3302	3,087,000	3,087,000	1,721,719	997,133	724,586	731,368		990,351
Venituri din prestari de servicii	330208	1,584,000	1,584,000	386,118		386,118	386,118		
Contributia parintilor sau sustinatorilor legali pentru intretinerea copiilor in crese	330210	334,000	334,000	71,506		71,506	71,506		
Contributia persoanelor beneficiare ale cantinelor de ajutor social	330212	28,000	28,000	5,953		5,953	5,953		
Contributia lunara a parintilor pentru intretinerea copiilor in unitatile de protectie sociala	330227	4,000	4,000	1,109		1,109	1,109		
Venituri din recuperarea cheltuielilor de judecata, imputatii si despagubiri	330228	36,000	36,000	1,059,889	997,133	62,756	69,538		990,351
Alte venituri din prestari de servicii si alte activitati	330250	1,101,000	1,101,000	197,144		197,144	197,144		
Venituri din taxe administrative, eliberari permise (cod 34.02.02+34.02.50)	3402	1,291,000	1,291,000	332,551		332,551	332,551		
Taxe extrajudiciare de timbru	340202	1,291,000	1,291,000	332,551		332,551	332,551		
Amenzi, penalitati si confiscari (cod 35.02.01 la 35.02.03+35.02.50)	3502	4,116,000	4,116,000	10,444,712	9,119,783	1,324,929	1,082,544		9,362,188
Venituri din amenzi si alte sanctiuni aplicate potrivit dispozitiilor legale (cod 35.02.01.02)	350201	4,115,000	4,115,000	10,444,016	9,119,087	1,324,929	1,082,544		9,361,472

A	B	1	2	3=4+5	4	5	6	7	8=3-6-7
Venituri din amenzi si alte sanctiuni aplicate de catre alte institutii de specialitate	35020102	4,115,000	4,115,000	10,444,016	9,119,087	1,324,929	1,082,544		9,361,472
Penalitati pentru nedepunerea sau depunerea cu intarziere declaratiei de impozite si taxe	350202			696	696				696
Incasari din valorificarea bunurilor confiscate, abandonate si alte sume constatate odata cu confiscarea potrivit legii	350203	1,000	1,000						
Diverse venituri (cod 36.02.01+36.02.05+36.02.06+36.02.11+36.02.14+36.02.50)	3602	1,070,000	1,070,000	597,420	403,944	193,476	164,814	154	432,452
Taxe speciale	360206	25,000	25,000	67,791	67,473	318	3,235	116	64,440
Alte venituri	360250	1,045,000	1,045,000	529,629	336,471	193,158	161,579	38	368,012
Transferuri voluntare, altele decat subventiile (cod 37.02.01+37.02.03+37.02.50)	3702	-6,238,000	-3,998,000	-2,654,383		-2,654,383	-2,654,383		
Donatii si sponsorizari	370201	14,000	14,000	15,617		15,617	15,617		
Varsaminte din sectiunea de functionare pentru finantarea sectiunii de dezvoltare a bugetului local (cu semnul minus)	370203	-6,252,000	-4,012,000	-2,670,000		-2,670,000	-2,670,000		
IV. SUBVENTII (cod 00.18)	0017	219,690	134,690	32,074		32,074	32,074		
SUBVENTII DE LA ALTE NIVELE ALE ADMINISTRATIEI PUBLICE (cod 42.02+43.02)	0018	219,690	134,690	32,074		32,074	32,074		
Subventii de la bugetul de stat (cod 42.02.21+42.02.28+42.02.32 la 42.02.36+42.02.41+ 42.02.42+42.02.44 la 42.02.46+42.02.51+42.02.54+42.02.66)	4202	219,690	134,690	32,074		32,074	32,074		
Subventii pentru acordarea ajutorului pentru incalzirea locuintei cu lemne, carbuni, combustibili petrolieri	420234	99,690	99,690	1,245		1,245	1,245		
Subventii din bugetul de stat pentru finantarea sanatatii	420241	120,000	35,000	30,829		30,829	30,829		
VENITURILE SECTIUNII DE DEZVOLTARE (00.02+00.15+00.16+00.17+45.02) - TOTAL	000102	51,974,000	27,452,570	9,019,468	2,617,767	6,401,701	7,145,148		1,874,320
VENITURI PROPRII (cod 00.02-11.02-37.02+00.15+00.16)	4802	680,000	680,000	135,740		135,740	135,740		
I. VENITURI CURENTE (cod 00.03+00.12)	0002	6,443,000	4,203,000	2,699,808		2,699,808	2,699,808		
C. VENITURI NEFISCALE (cod 00.14)	0012	6,443,000	4,203,000	2,699,808		2,699,808	2,699,808		
C2. VANZARI DE BUNURI SI SERVICII (cod 36.02+37.02)	0014	6,443,000	4,203,000	2,699,808		2,699,808	2,699,808		
Diverse venituri (cod 36.02.07+36.02.22+36.02.23)	3602	191,000	191,000	29,808		29,808	29,808		
Varsaminte din amortizarea mijloacelor fixe	360207	191,000	191,000	29,808		29,808	29,808		
Transferuri voluntare, altele decat subventiile (cod 37.02.04+37.02.05)	3702	6,252,000	4,012,000	2,670,000		2,670,000	2,670,000		
Varsaminte din sectiunea de functionare	370204	6,252,000	4,012,000	2,670,000		2,670,000	2,670,000		
II. VENITURI DIN CAPITAL (cod 39.02)	0015	489,000	489,000	105,932		105,932	105,932		
Venituri din valorificarea unor bunuri (cod	3902	489,000	489,000	105,932		105,932	105,932		

A	B	1	2	3=4+5	4	5	6	7	8=3-6-7
39.02.01+39.02.03+39.02.04+39.02.07+39.02.10)									
Venituri din valorificarea unor bunuri ale institutiilor publice	390201	14,000	14,000						
Venituri din vanzarea locuintelor construite din fondurile statului	390203	105,000	105,000	37,140		37,140	37,140		
Venituri din vanzarea unor bunuri aparinand domeniului privat al statului sau al unitatilor administrativ-teritoriale	390207			19,575		19,575	19,575		
Depozite speciale pentru constructii de locuinte	390210	370,000	370,000	49,217		49,217	49,217		
IV. SUBVENTII (cod 00.18)	0017			2,013,689	887,050	1,126,639	1,377,716		635,973
SUBVENTII DE LA ALTE NIVELE ALE ADMINISTRATIEI PUBLICE (cod 42.02)	0018			2,013,689	887,050	1,126,639	1,377,716		635,973
Subventii de la bugetul de stat (cod 42.02.01+42.02.05+42.02.10+42.02.12 la 42.02.20+42.02.29+ 42.02.40+42.02.51+42.02.52+42.02.55+ 42.02.62+ 42.02.65+42.02.67)	4202			2,013,689	887,050	1,126,639	1,377,716		635,973
Subventii de la bugetul de stat catre bugetele locale necesare sustinerii derularii proiectelor finantate din fonduri externe nerambursabile (FEN) postaderare	420220			1,995,868	887,050	1,108,818	1,359,895		635,973
Sume alocate din bugetul de stat aferente corectiilor financiare	420262			17,821		17,821	17,821		
Sume primite de la UE/alti donatori in contul platilor efectuate si prefinantari (cod 45.02.01 la 45.02.05+45.02.07+45.02.08+45.02.15 la 45.02.21)	4502	45,042,000	22,760,570	4,200,039	1,730,717	2,469,322	2,961,692		1,238,347
Fondul European de Dezvoltare Regionala (cod 45.02.01.01 la 45.02.01.03)	450201	44,301,000	22,019,570	3,902,447	1,730,717	2,171,730	2,664,100		1,238,347
Sume primite in contul platilor efectuate in anul curent	45020101	41,601,000	19,319,570	817,840		817,840	817,840		
Sume primite in contul platilor efectuate in anii anteriori	45020102	2,700,000	2,700,000	3,084,607	1,730,717	1,353,890	1,846,260		1,238,347
Fondul Social European (cod 45.02.02.01 la 45.02.02.03)	450202			2,592		2,592	2,592		
Sume primite in contul platilor efectuate in anii anteriori	45020202			2,592		2,592	2,592		
Fondul European Agricol de Dezvoltare Rurala (cod 45.02.04.01 la 45.02.04.03)	450204	400,000	400,000						
Sume primite in contul platilor efectuate in anul curent	45020401	400,000	400,000						
Instrumentul European de Vecinatate si Parteneriat (cod 45.02.08.01 la 45.02.08.03)	450208	341,000	341,000	295,000		295,000	295,000		
Sume primite in contul platilor efectuate in anul curent	45020801	341,000	341,000						
Prefinantare	45020803			295,000		295,000	295,000		

Conducatorul institutiei

CATALIN CHERECHES



Conducatorul compartimentului
financiar-contabil

CARMEN POP

A handwritten signature in black ink, consisting of a stylized initial 'C' followed by a vertical line, is positioned to the right of the stamp area.

CONTUL DE EXECUTIE A BUGETULUI LOCAL- CHELTUIELI

la data de 31.03.2015

Cod 21

-lei-

Denumirea indicatorilor *)	Cod indicator	Credite de angajament	Credite bugetare		Angajamente bugetare	Angajamente legale	Plati efectuate	Angajamente legale de platit	Cheltuieli efective
			anuale aprobate la finele perioadei de raportare	trimestriale cumulate					
A	B	1	2	3	4	5	6	7=5-6	8
TOTAL CHELTUIELI (cod 50.02+59.02+63.02+70.02+74.02+79.02)	4902	386,310,000	287,712,000	126,303,320	275,624,921	275,624,921	84,058,056	191,566,865	79,380,883
Partea I-a SERVICII PUBLICE GENERALE (cod 51.02+54.02+55.02+56.02)	5002	2,050,000	22,080,000	8,015,000	22,080,000	22,080,000	5,327,902	16,752,098	5,476,956
Autoritati publice si actiuni externe (cod 51.02.01)	5102	1,900,000	16,280,000	5,168,000	16,280,000	16,280,000	4,015,486	12,264,514	4,181,937
Autoritati executive si legislative (cod 51.02.01.03)	510201	1,900,000	16,280,000	5,168,000	16,280,000	16,280,000	4,015,486	12,264,514	4,181,937
Autoritati executive	51020103	1,900,000	16,280,000	5,168,000	16,280,000	16,280,000	4,015,486	12,264,514	4,181,937
Alte servicii publice generale (cod 54.02.05 la 54.02.07+54.02.10+54.02.50)	5402	150,000	800,000	267,000	800,000	800,000	204,017	595,983	211,491
Servicii publice comunitare de evidenta a persoanelor	540210	150,000	800,000	267,000	800,000	800,000	204,017	595,983	211,491
Tranzactii privind datoria publica si imprumuturi	5502		5,000,000	2,580,000	5,000,000	5,000,000	1,108,399	3,891,601	1,083,528
Partea a II-a APARARE, ORDINE PUBLICA SI SIGURANTA NATIONALA (60.02+61.02)	5902	3,300,000	4,500,000	1,465,020	4,499,996	4,499,996	1,019,565	3,480,431	1,077,158
Ordine publica si siguranta nationala (cod 61.02.03 +61.02.05+61.02.50)	6102	3,300,000	4,500,000	1,465,020	4,499,996	4,499,996	1,019,565	3,480,431	1,077,158
Ordine publica (cod 61.02.03.04)	610203	3,300,000	4,410,000	1,459,620	4,409,996	4,409,996	1,018,464	3,391,532	1,075,398
Politie locala	61020304	3,300,000	4,410,000	1,459,620	4,409,996	4,409,996	1,018,464	3,391,532	1,075,398
Protectie civila si protectia contra incendiilor (protectie civila nonmilitara)	610205		90,000	5,400	90,000	90,000	1,101	88,899	1,760
Partea a III-a CHELTUIELI SOCIAL-CULTURALE(cod 65.02+66.02+67.02+68.02)	6302	31,697,000	146,459,000	62,650,730	146,357,274	146,357,274	50,066,387	96,290,887	52,260,704
Invatamant (cod 65.02.03 la 65.02.05+65.02.07+65.02.11+65.02.50)	6502	28,597,000	97,455,000	37,826,730	97,454,459	97,454,459	34,630,637	62,823,822	38,230,405

A	B	1	2	3	4	5	6	7=5-6	8
Invatamant prescolar si primar (cod 65.02.03.01+65.02.03.02)	650203	4,396,000	13,059,000	5,435,420	13,059,000	13,059,000	4,712,819	8,346,181	6,278,139
Invatamant prescolar	65020301	4,396,000	13,059,000	5,435,420	13,059,000	13,059,000	4,712,819	8,346,181	6,278,139
Invatamant secundar (cod 65.02.04.01 la 65.02.04.03)	650204	24,151,000	84,359,000	32,354,310	84,358,459	84,358,459	29,917,818	54,440,641	31,952,266
Invatamant secundar inferior	65020401	477,000	33,888,500	12,900,790	33,887,959	33,887,959	11,814,189	22,073,770	12,099,874
Invatamant secundar superior	65020402	23,674,000	50,470,500	19,453,520	50,470,500	50,470,500	18,103,629	32,366,871	19,852,392
Alte cheltuieli in domeniul invatamantului	650250	50,000	37,000	37,000	37,000	37,000		37,000	
Sanatate (cod 66.02.06+66.02.08+66.02.50)	6602		2,982,000	1,126,500	2,982,000	2,982,000	909,275	2,072,725	924,152
Servicii medicale in unitati sanitare cu paturi (cod 66.02.06.01+66.02.06.03)	660206		1,300,000	650,000	1,300,000	1,300,000	520,000	780,000	520,000
Spitale generale	66020601		1,300,000	650,000	1,300,000	1,300,000	520,000	780,000	520,000
Servicii de sanatate publica	660208		1,670,000	473,000	1,670,000	1,670,000	386,289	1,283,711	400,263
Alte cheltuieli in domeniul sanatatii (cod 66.02.50.50)	660250		12,000	3,500	12,000	12,000	2,986	9,014	3,889
Alte institutii si actiuni sanitare	66025050		12,000	3,500	12,000	12,000	2,986	9,014	3,889
Cultura, recreere si religie (cod 67.02.03+67.02.05+67.02.06+67.02.50)	6702		17,270,000	10,339,500	17,170,930	17,170,930	7,719,229	9,451,701	6,318,868
Servicii culturale (cod 67.02.03.02 la 67.02.03.08+67.02.03.12+67.02.03.30)	670203		3,000,000	1,128,000	3,000,000	3,000,000	754,000	2,246,000	754,000
Institutii publice de spectacole si concerte	67020304		3,000,000	1,128,000	3,000,000	3,000,000	754,000	2,246,000	754,000
Servicii recreative si sportive (cod 67.02.05.01 la 67.02.05.03)	670205		11,061,590	7,730,590	10,962,520	10,962,520	5,666,818	5,295,702	5,226,655
Sport	67020501		10,738,390	7,437,390	10,639,320	10,639,320	5,445,901	5,193,419	5,001,473
Tineret	67020502		323,200	293,200	323,200	323,200	220,917	102,283	225,182
Alte servicii in domeniile culturii, recreerii si religiei	670250		3,208,410	1,480,910	3,208,410	3,208,410	1,298,411	1,909,999	338,213
Asigurari si asistenta sociala (cod 68.02.04 la 68.02.06+68.02.10+68.02.11+68.02.12+68.02.15+68.02.50)	6802	3,100,000	28,752,000	13,358,000	28,749,885	28,749,885	6,807,246	21,942,639	6,787,279
Asistenta acordata persoanelor in varsta	680204		464,000	235,000	464,000	464,000	216,554	247,446	216,440
Asistenta sociala in caz de boli si invaliditati (cod 68.02.05.02)	680205		10,951,000	3,187,000	10,949,420	10,949,420	2,571,613	8,377,807	2,702,633
Asistenta sociala in caz de invaliditate	68020502		10,951,000	3,187,000	10,949,420	10,949,420	2,571,613	8,377,807	2,702,633
Asistenta sociala pentru familie si copii	680206		1,577,000	789,000	1,577,000	1,577,000	511,299	1,065,701	523,272
Crese	680211		2,671,000	1,811,000	2,671,000	2,671,000	437,470	2,233,530	419,992
Prevenirea excluderii sociale (cod 68.02.15.01+68.02.15.02)	680215		1,301,000	686,000	1,301,000	1,301,000	365,540	935,460	366,945
Ajutor social	68021501		160,000	160,000	160,000	160,000	3,857	156,143	4,254
Cantine de ajutor social	68021502		1,141,000	526,000	1,141,000	1,141,000	361,683	779,317	362,691
Alte cheltuieli in domeniul asigurarilor si asistentei sociale (cod 68.02.50.50)	680250	3,100,000	11,788,000	6,650,000	11,787,465	11,787,465	2,704,770	9,082,695	2,557,997

A	B	1	2	3	4	5	6	7=5-6	8
Alte cheltuieli în domeniul asistentei sociale	68025050	3,100,000	11,788,000	6,650,000	11,787,465	11,787,465	2,704,770	9,082,695	2,557,997
Partea a IV-a SERVICII SI DEZVOLTARE PUBLICA, LOCUINTE, MEDIU SI APE (cod 70.02+74.02)	6902	106,678,000	71,765,000	38,419,570	71,765,000	71,765,000	15,848,885	55,916,115	10,799,578
Locuinte, servicii si dezvoltare publica (cod 70.02.03+70.02.05 la 70.02.07+70.02.50)	7002	105,828,000	56,135,000	27,714,570	56,135,000	56,135,000	8,581,135	47,553,865	5,362,588
Locuinte (cod 70.02.03.01+70.02.03.30)	700203	29,581,000	8,249,000	2,310,000	8,249,000	8,249,000	134	8,248,866	
Dezvoltarea sistemului de locuinte	70020301	29,581,000	8,249,000	2,310,000	8,249,000	8,249,000	134	8,248,866	
Alimentari cu apa si amenajari hidrotehnice (cod 70.02.05.01+70.02.05.02)	700205	6,000,000	2,957,000	2,957,000	2,957,000	2,957,000	371,182	2,585,818	373,514
Alimentare cu apa	70020501	6,000,000	2,957,000	2,957,000	2,957,000	2,957,000	371,182	2,585,818	373,514
Iluminat public si electrificari rurale	700206	1,268,000	6,321,000	3,471,000	6,321,000	6,321,000	2,924,095	3,396,905	1,278,843
Alte servicii in domeniul locuintelor, serviciilor si dezvoltarii comunale	700250	68,979,000	38,608,000	18,976,570	38,608,000	38,608,000	5,285,724	33,322,276	3,710,231
Protectia mediului (cod 74.02.03+74.02.05+74.02.06+74.02.50)	7402	850,000	15,630,000	10,705,000	15,630,000	15,630,000	7,267,750	8,362,250	5,436,990
Salubritate si gestiunea deseurilor (cod 74.02.05.01+74.02.05.02)	740205	850,000	15,630,000	10,705,000	15,630,000	15,630,000	7,267,750	8,362,250	5,436,990
Salubritate	74020501	200,000	14,980,000	10,055,000	14,980,000	14,980,000	6,941,134	8,038,866	5,393,843
Colectarea, tratarea si distrugerea deseurilor	74020502	650,000	650,000	650,000	650,000	650,000	326,616	323,384	43,147
Partea a V-a ACTIUNI ECONOMICE (80.02+81.02+83.02+84.02+87.02)	7902	242,585,000	42,908,000	15,753,000	30,922,651	30,922,651	11,795,317	19,127,334	9,766,487
Actiuni generale economice, comerciale si de munca (cod 80.02.01+80.02.02)	8002								4,968
Actiuni generale economice si comerciale (cod 80.02.01.06+80.02.01.09+80.02.01.10+80.02.01.30)	800201								4,968
Alte cheltuieli pentru actiuni generale economice si comerciale	80020130								4,968
Agricultura, silvicultura, piscicultura si vanatoare (cod 83.02.03)	8302	356,000	475,000	255,000	474,651	474,651	7,243	467,408	12,103
Agricultura (cod 83.02.03.03+83.02.03.07+83.02.03.30)	830203	356,000	475,000	255,000	474,651	474,651	7,243	467,408	12,103
Protectia plantelor si carantina fitosanitara	83020303	21,000	112,000	90,000	112,000	112,000		112,000	4,505
Alte cheltuieli in domeniul agriculturii	83020330	335,000	363,000	165,000	362,651	362,651	7,243	355,408	7,598
Transporturi (cod 84.02.03+84.02.04+84.02.06+84.02.50)	8402	242,229,000	42,433,000	15,498,000	30,448,000	30,448,000	11,788,074	18,659,926	9,749,416
Transport rutier (cod 84.02.03.01 la 84.02.03.03)	840203	241,249,000	41,798,000	15,453,000	29,813,000	29,813,000	11,784,012	18,028,988	9,740,072
Drumuri si poduri	84020301	7,549,000	1,108,000	708,000	1,108,000	1,108,000	323,343	784,657	1,161,448
Transport in comun	84020302	1,768,000	10,857,000	4,916,000	10,857,000	10,857,000	3,929,993	6,927,007	2,984,936
Strazi	84020303	231,932,000	29,833,000	9,829,000	17,848,000	17,848,000	7,530,676	10,317,324	5,593,688

A	B	1	2	3	4	5	6	7=5-6	8
Alte cheltuieli in domeniul transporturilor	840250	980,000	635,000	45,000	635,000	635,000	4,062	630,938	9,344
CHELTUIELILE SECTIUNII DE FUNCTIONARE (cod 50.02+59.02+63.02+70.02+74.02+79.02)	4902	1,950,000	235,670,000	98,782,750	223,582,921	223,582,921	78,839,965	144,742,956	75,744,016
Partea I-a SERVICII PUBLICE GENERALE (cod 51.02+54.02+55.02+56.02)	5002	650,000	20,788,000	7,482,000	20,788,000	20,788,000	5,312,429	15,475,571	5,212,384
Autoritati publice si actiuni externe (cod 51.02.01)	5102	500,000	14,988,000	4,635,000	14,988,000	14,988,000	4,000,013	10,987,987	3,917,719
Autoritati executive si legislative (cod 51.02.01.03)	510201	500,000	14,988,000	4,635,000	14,988,000	14,988,000	4,000,013	10,987,987	3,917,719
Autoritati executive	51020103	500,000	14,988,000	4,635,000	14,988,000	14,988,000	4,000,013	10,987,987	3,917,719
Alte servicii publice generale (cod 54.02.05 la 54.02.07+54.02.10+54.02.50)	5402	150,000	800,000	267,000	800,000	800,000	204,017	595,983	211,137
Servicii publice comunitare de evidenta a persoanelor	540210	150,000	800,000	267,000	800,000	800,000	204,017	595,983	211,137
Tranzactii privind datoria publica si imprumuturi	5502		5,000,000	2,580,000	5,000,000	5,000,000	1,108,399	3,891,601	1,083,528
Partea a II-a APARARE, ORDINE PUBLICA SI SIGURANTA NATIONALA (60.02+61.02)	5902	1,300,000	4,100,000	1,365,020	4,099,996	4,099,996	1,019,565	3,080,431	1,053,314
Ordine publica si siguranta nationala (cod 61.02.03+61.02.05+61.02.50)	6102	1,300,000	4,100,000	1,365,020	4,099,996	4,099,996	1,019,565	3,080,431	1,053,314
Ordine publica (cod 61.02.03.04)	610203	1,300,000	4,010,000	1,359,620	4,009,996	4,009,996	1,018,464	2,991,532	1,052,213
Politie locala	61020304	1,300,000	4,010,000	1,359,620	4,009,996	4,009,996	1,018,464	2,991,532	1,052,213
Protectie civila si protectia contra incendiilor (protectie civila nonmilitara)	610205		90,000	5,400	90,000	90,000	1,101	88,899	1,101
Partea a III-a CHELTUIELI SOCIAL-CULTURALE(cod 65.02+66.02+67.02+68.02)	6302		137,374,000	56,951,730	137,272,274	137,272,274	48,656,025	88,616,249	51,583,217
Invatamant (cod 65.02.03 la 65.02.05+65.02.07+65.02.11+65.02.50)	6502		94,252,000	35,923,730	94,251,459	94,251,459	33,375,111	60,876,348	37,675,362
Invatamant prescolar si primar (cod 65.02.03.01+65.02.03.02)	650203		12,788,000	5,164,420	12,788,000	12,788,000	4,655,610	8,132,390	6,254,126
Invatamant prescolar	65020301		12,788,000	5,164,420	12,788,000	12,788,000	4,655,610	8,132,390	6,254,126
Invatamant secundar (cod 65.02.04.01 la 65.02.04.03)	650204		81,464,000	30,759,310	81,463,459	81,463,459	28,719,501	52,743,958	31,421,236
Invatamant secundar inferior	65020401		33,411,500	12,423,790	33,410,959	33,410,959	11,365,933	22,045,026	11,755,944
Invatamant secundar superior	65020402		48,052,500	18,335,520	48,052,500	48,052,500	17,353,568	30,698,932	19,665,292
Sanatate (cod 66.02.06+66.02.08+66.02.50)	6602		2,482,000	926,500	2,482,000	2,482,000	839,275	1,642,725	854,152
Servicii medicale in unitati sanitare cu paturi (cod 66.02.06.01+66.02.06.03)	660206		800,000	450,000	800,000	800,000	450,000	350,000	450,000
Spitale generale	66020601		800,000	450,000	800,000	800,000	450,000	350,000	450,000
Servicii de sanatate publica	660208		1,670,000	473,000	1,670,000	1,670,000	386,289	1,283,711	400,263

A	B	1	2	3	4	5	6	7=5-6	8
Alte cheltuieli in domeniul sanatatii (cod 66.02.50.50)	660250		12,000	3,500	12,000	12,000	2,986	9,014	3,889
Alte institutii si actiuni sanitare	66025050		12,000	3,500	12,000	12,000	2,986	9,014	3,889
Cultura, recreere si religie (cod 67.02.03+67.02.05+67.02.06+67.02.50)	6702		17,270,000	10,339,500	17,170,930	17,170,930	7,719,229	9,451,701	6,318,673
Servicii culturale (cod 67.02.03.02 la 67.02.03.08+67.02.03.12+67.02.03.30)	670203		3,000,000	1,128,000	3,000,000	3,000,000	754,000	2,246,000	754,000
Institutii publice de spectacole si concerte	67020304		3,000,000	1,128,000	3,000,000	3,000,000	754,000	2,246,000	754,000
Servicii recreative si sportive (cod 67.02.05.01 la 67.02.05.03)	670205		11,061,590	7,730,590	10,962,520	10,962,520	5,666,818	5,295,702	5,226,655
Sport	67020501		10,738,390	7,437,390	10,639,320	10,639,320	5,445,901	5,193,419	5,001,473
Tineret	67020502		323,200	293,200	323,200	323,200	220,917	102,283	225,182
Alte servicii in domeniile culturii, recreerii si religiei	670250		3,208,410	1,480,910	3,208,410	3,208,410	1,298,411	1,909,999	338,018
Asigurari si asistenta sociala (cod 68.02.04 la 68.02.06 +68.02.10+68.02.11+68.02.12+68.02.15+68.02.50)	6802		23,370,000	9,762,000	23,367,885	23,367,885	6,722,410	16,645,475	6,735,030
Asistenta acordata persoanelor in varsta	680204		464,000	235,000	464,000	464,000	216,554	247,446	216,440
Asistenta sociala in caz de boli si invaliditati (cod 68.02.05.02)	680205		10,951,000	3,187,000	10,949,420	10,949,420	2,571,613	8,377,807	2,702,633
Asistenta sociala in caz de invaliditate	68020502		10,951,000	3,187,000	10,949,420	10,949,420	2,571,613	8,377,807	2,702,633
Asistenta sociala pentru familie si copii	680206		1,577,000	789,000	1,577,000	1,577,000	511,299	1,065,701	523,272
Crese	680211		1,500,000	640,000	1,500,000	1,500,000	415,688	1,084,312	419,992
Prevenirea excluderii sociale (cod 68.02.15.01+68.02.15.02)	680215		1,301,000	686,000	1,301,000	1,301,000	365,540	935,460	366,945
Ajutor social	68021501		160,000	160,000	160,000	160,000	3,857	156,143	4,254
Cantine de ajutor social	68021502		1,141,000	526,000	1,141,000	1,141,000	361,683	779,317	362,691
Alte cheltuieli în domeniul asigurarilor si asistentei sociale (cod 68.02.50.50)	680250		7,577,000	4,225,000	7,576,465	7,576,465	2,641,716	4,934,749	2,505,748
Alte cheltuieli în domeniul asistentei sociale	68025050		7,577,000	4,225,000	7,576,465	7,576,465	2,641,716	4,934,749	2,505,748
Partea a IV-a SERVICII SI DEZVOLTARE PUBLICA, LOCUINTE, MEDIU SI APE (cod 70.02+74.02)	6902		40,678,000	20,289,000	40,678,000	40,678,000	13,042,863	27,635,137	9,383,381
Locuinte, servicii si dezvoltare publica (cod 70.02.03+70.02.05 la 70.02.07+70.02.50)	7002		25,778,000	10,314,000	25,778,000	25,778,000	6,138,139	19,639,861	3,989,538
Iluminat public si electrificari rurale	700206		5,700,000	3,100,000	5,700,000	5,700,000	2,785,608	2,914,392	1,277,617
Alte servicii in domeniul locuintelor, serviciilor si dezvoltarii comunale	700250		20,078,000	7,214,000	20,078,000	20,078,000	3,352,531	16,725,469	2,711,921
Protectia mediului (cod 74.02.03+74.02.05+74.02.06+74.02.50)	7402		14,900,000	9,975,000	14,900,000	14,900,000	6,904,724	7,995,276	5,393,843
Salubritate si gestiunea deseurilor (cod 74.02.05.01+74.02.05.02)	740205		14,900,000	9,975,000	14,900,000	14,900,000	6,904,724	7,995,276	5,393,843

A	B	1	2	3	4	5	6	7=5-6	8
Salubritate	74020501		14,900,000	9,975,000	14,900,000	14,900,000	6,904,724	7,995,276	5,393,843
Alte servicii în domeniul protecției mediului	740250		100,000	25,000	100,000	100,000		100,000	
Partea a V-a ACTIUNI ECONOMICE (80.02+81.02+83.02+84.02+87.02)	7902		32,730,000	12,695,000	20,744,651	20,744,651	10,809,083	9,935,568	8,511,720
Agricultura, silvicultura, piscicultura si vanatoare (cod 83.02.03)	8302					-349	-349	-349	
Agricultura (cod 83.02.03.03+83.02.03.07+83.02.03.30)	830203					-349	-349	-349	
Alte cheltuieli in domeniul agriculturii	83020330					-349	-349	-349	
Transporturi (cod 84.02.03+84.02.04+84.02.06+84.02.50)	8402		32,730,000	12,695,000	20,745,000	20,745,000	10,809,432	9,935,568	8,511,720
Transport rutier (cod 84.02.03.01 la cod 84.02.03.03)	840203		32,715,000	12,685,000	20,730,000	20,730,000	10,805,370	9,924,630	8,511,720
Transport in comun	84020302		10,266,000	4,325,000	10,266,000	10,266,000	3,847,361	6,418,639	2,970,389
Strazi	84020303		22,449,000	8,360,000	10,464,000	10,464,000	6,958,009	3,505,991	5,541,331
Alte cheltuieli in domeniul transporturilor	840250		15,000	10,000	15,000	15,000	4,062	10,938	
CHELTUIELILE SECTIUNII DE DEZVOLTARE (cod 50.02+59.02+63.02+70.02+74.02+79.02)	4902	384,360,000	52,042,000	27,520,570	52,042,000	52,042,000	5,218,091	46,823,909	3,636,867
Partea I-a SERVICII PUBLICE GENERALE (cod 51.02+54.02)	5002	1,400,000	1,292,000	533,000	1,292,000	1,292,000	15,473	1,276,527	264,572
Autoritati publice si actiuni externe (cod 51.02.01)	5102	1,400,000	1,292,000	533,000	1,292,000	1,292,000	15,473	1,276,527	264,218
Autoritati executive si legislative (cod 51.02.01.03)	510201	1,400,000	1,292,000	533,000	1,292,000	1,292,000	15,473	1,276,527	264,218
Autoritati executive	51020103	1,400,000	1,292,000	533,000	1,292,000	1,292,000	15,473	1,276,527	264,218
Alte servicii publice generale (cod 54.02.05 la 54.02.07+54.02.10+54.02.50)	5402								354
Servicii publice comunitare de evidenta a persoanelor	540210								354
Partea a II-a APARARE, ORDINE PUBLICA SI SIGURANTA NATIONALA (60.02+61.02)	5902	2,000,000	400,000	100,000	400,000	400,000		400,000	23,844
Ordine publica si siguranta nationala (cod 61.02.03+61.02.05+61.02.50)	6102	2,000,000	400,000	100,000	400,000	400,000		400,000	23,844
Ordine publica (cod 61.02.03.04)	610203	2,000,000	400,000	100,000	400,000	400,000		400,000	23,185
Politie locala	61020304	2,000,000	400,000	100,000	400,000	400,000		400,000	23,185
Protectie civila si protectia contra incendiilor (protectie civila nonmilitara)	610205								659
Partea a III-a CHELTUIELI SOCIAL-CULTURALE (cod 65.02+66.02+67.02+68.02)	6302	31,697,000	9,085,000	5,699,000	9,085,000	9,085,000	1,410,362	7,674,638	677,487
Invatamant (cod 65.02.03 la 65.02.05+65.02.07+65.02.11+65.02.50)	6502	28,597,000	3,203,000	1,903,000	3,203,000	3,203,000	1,255,526	1,947,474	555,043
Invatamant prescolar si primar (cod 65.02.03.01+65.02.03.02)	650203	4,396,000	271,000	271,000	271,000	271,000	57,209	213,791	24,013


A	B	1	2	3	4	5	6	7=5-6	8
Invatamant prescolar	65020301	4,396,000	271,000	271,000	271,000	271,000	57,209	213,791	24,013
Invatamant secundar (cod 65.02.04.01 la 65.02.04.03)	650204	24,151,000	2,895,000	1,595,000	2,895,000	2,895,000	1,198,317	1,696,683	531,030
Invatamant secundar inferior	65020401	477,000	477,000	477,000	477,000	477,000	448,256	28,744	343,930
Invatamant secundar superior	65020402	23,674,000	2,418,000	1,118,000	2,418,000	2,418,000	750,061	1,667,939	187,100
Alte cheltuieli in domeniul invatamantului	650250	50,000	37,000	37,000	37,000	37,000		37,000	
Sanatate (cod 66.02.06+66.02.08+66.02.50)	6602		500,000	200,000	500,000	500,000	70,000	430,000	70,000
Servicii medicale in unitati sanitare cu paturi (cod 66.02.06.01+66.02.06.03)	660206		500,000	200,000	500,000	500,000	70,000	430,000	70,000
Spitale generale	66020601		500,000	200,000	500,000	500,000	70,000	430,000	70,000
Cultura, recreere si religie (cod 67.02.03+67.02.05+67.02.06+67.02.50)	6702								195
Alte servicii in domeniile culturii, recreerii si religiei	670250								195
Asigurari si asistenta sociala (cod 68.02.04 la 68.02.06+68.02.10+68.02.11+68.02.12+68.02.15+68.02.50)	6802	3,100,000	5,382,000	3,596,000	5,382,000	5,382,000	84,836	5,297,164	52,249
Crese	680211		1,171,000	1,171,000	1,171,000	1,171,000	21,782	1,149,218	
Alte cheltuieli în domeniul asigurarilor si asistentei sociale (cod 68.02.50.50)	680250	3,100,000	4,211,000	2,425,000	4,211,000	4,211,000	63,054	4,147,946	52,249
Alte cheltuieli în domeniul asistentei sociale	68025050	3,100,000	4,211,000	2,425,000	4,211,000	4,211,000	63,054	4,147,946	52,249
Partea a IV-a SERVICII SI DEZVOLTARE PUBLICA, LOCUINTE, MEDIU SI APE (cod 70.02+74.02)	6902	106,678,000	31,087,000	18,130,570	31,087,000	31,087,000	2,806,022	28,280,978	1,416,197
Locuinte, servicii si dezvoltare publica (cod 70.02.03+70.02.05 la 70.02.07+70.02.50)	7002	105,828,000	30,357,000	17,400,570	30,357,000	30,357,000	2,442,996	27,914,004	1,373,050
Locuinte (cod 70.02.03.01+70.02.03.30)	700203	29,581,000	8,249,000	2,310,000	8,249,000	8,249,000	134	8,248,866	
Dezvoltarea sistemului de locuinte	70020301	29,581,000	8,249,000	2,310,000	8,249,000	8,249,000	134	8,248,866	
Alimentari cu apa si amenajari hidrotehnice (cod 70.02.05.01+70.02.05.02)	700205	6,000,000	2,957,000	2,957,000	2,957,000	2,957,000	371,182	2,585,818	373,514
Alimentare cu apa	70020501	6,000,000	2,957,000	2,957,000	2,957,000	2,957,000	371,182	2,585,818	373,514
Iluminat public si electrificari rurale	700206	1,268,000	621,000	371,000	621,000	621,000	138,487	482,513	1,226
Alte servicii in domeniul locuintelor, serviciilor si dezvoltarii comunale	700250	68,979,000	18,530,000	11,762,570	18,530,000	18,530,000	1,933,193	16,596,807	998,310
Protectia mediului (cod 74.02.03+74.02.05+74.02.06+74.02.50)	7402	850,000	730,000	730,000	730,000	730,000	363,026	366,974	43,147
Salubritate si gestiunea deseurilor (cod 74.02.05.01+74.02.05.02)	740205	850,000	730,000	730,000	730,000	730,000	363,026	366,974	43,147
Salubritate	74020501	200,000	80,000	80,000	80,000	80,000	36,410	43,590	

A	B	1	2	3	4	5	6	7=5-6	8
Colectarea, tratarea si distrugerea deseurilor	74020502	650,000	650,000	650,000	650,000	650,000	326,616	323,384	43,147
Partea aV-a ACTIUNI ECONOMICE (80.02+81.02+83.02+84.02+87.02)	7902	242,585,000	10,178,000	3,058,000	10,178,000	10,178,000	986,234	9,191,766	1,254,767
Actiuni generale economice, comerciale si de munca (cod 80.02.01+80.02.02)	8002								4,968
Actiuni generale economice si comerciale (cod 80.02.01.06+ 80.02.01.09+ 80.02.01.10+ 80.02.01.30)	800201								4,968
Alte cheltuieli pentru actiuni generale economice si comerciale	80020130								4,968
Agricultura, silvicultura, piscicultura si vanatoare (cod 83.02.03)	8302	356,000	475,000	255,000	475,000	475,000	7,592	467,408	12,103
Agricultura (cod 83.02.03.03+83.02.03.07+83.02.03.30)	830203	356,000	475,000	255,000	475,000	475,000	7,592	467,408	12,103
Protectia plantelor si carantina fitosanitara	83020303	21,000	112,000	90,000	112,000	112,000		112,000	4,505
Alte cheltuieli in domeniul agriculturii	83020330	335,000	363,000	165,000	363,000	363,000	7,592	355,408	7,598
Transporturi (cod 84.02.03+84.02.06+84.02.50)	8402	242,229,000	9,703,000	2,803,000	9,703,000	9,703,000	978,642	8,724,358	1,237,696
Transport rutier (cod 84.02.03.01 la 84.02.03.03)	840203	241,249,000	9,083,000	2,768,000	9,083,000	9,083,000	978,642	8,104,358	1,228,352
Drumuri si poduri	84020301	7,549,000	1,108,000	708,000	1,108,000	1,108,000	323,343	784,657	1,161,448
Transport in comun	84020302	1,768,000	591,000	591,000	591,000	591,000	82,632	508,368	14,547
Strazi	84020303	231,932,000	7,384,000	1,469,000	7,384,000	7,384,000	572,667	6,811,333	52,357
Alte cheltuieli in domeniul transporturilor	840250	980,000	620,000	35,000	620,000	620,000		620,000	9,344

Nota: Se detaliaza pe structura clasificatiei economice (Anexa 7)

Conducatorul institutiei

CATALIN CHERECHES



**Conducatorul compartimentului
financiar-contabil**

CARMEN POP

CONTUL DE EXECUTIE

A BUGETULUI INSTITUTIILOR PUBLICE SI ACTIVITATILOR FINANTATE INTEGRAL SAU PARTIAL DIN VENITURI PROPRII (DE SUBORDONARE LOCALA) -VENITURI

la data de 31.03.2015

Cod 20

-lei-

Denumirea indicatorilor	Cod indicator	Prevederi bugetare		Drepturi constatate			Incasari realizate	Stingeri pe alte cai decat incasari	Drepturi constatate de incasat
		anuale aprobate la finele perioadei de raportare	trimestriale cumulate	Total, din care:	din anii precedenti	din anut curent			
A	B	1	2	3=4+5	4	5	6	7	8=3-6-7
TOTAL VENITURI (cod 00.02+00.15+00.16+00.17+45.10)	000110	43,024,000	13,730,390	11,280,641	1,354,639	9,926,002	9,776,304	15,871	1,488,466
I. VENITURI CURENTE (cod 00.03+00.12)	0002	28,896,000	8,843,390	7,695,358	1,354,639	6,340,719	6,191,021	15,871	1,488,466
C. VENITURI NEFISCALE (cod 00.13+00.14)	2900	28,896,000	8,843,390	7,695,358	1,354,639	6,340,719	6,191,021	15,871	1,488,466
C1. VENITURI DIN PROPRIETATE (cod 30.10+31.10)	3000	1,017,600	360,190	136,668	33,999	102,669	83,449		53,236
Venituri din proprietate (cod 30.10.05+30.10.08+30.10.09+30.10.50)	3010	1,016,600	359,190	136,668	33,999	102,669	83,432		53,236
Venituri din concesiuni si inchirieri (cod 30.10.05.30)	301005	974,600	348,190	136,668	33,999	102,669	83,432		53,236
Alte venituri din concesiuni si inchirieri de catre institutiile publice	30100530	974,600	348,190	136,668	33,999	102,669	83,432		53,236
Alte venituri din proprietate	301050	42,000	11,000						
Venituri din dobânzi (cod 31.10.03)	3110	1,000	1,000	17		17	17		
Alte venituri din dobânzi	311003	1,000	1,000	17		17	17		
C2. VANZARI DE BUNURI SI SERVICII (cod 33.10+34.10+35.10+36.10+37.10)	3300	27,878,400	8,483,200	7,558,673	1,320,640	6,238,033	6,107,572	15,871	1,435,230
Venituri din prestari de servicii si alte activitati (cod 33.10.05+33.10.08+33.10.09+33.10.13+ 33.10.14+ 33.10.16+33.10.17+33.10.19 la 33.10.21+33.10.30 la 33.10.32+33.10.50)	3310	27,641,400	8,383,200	7,522,033	1,320,640	6,201,393	6,070,932	15,871	1,435,230
Taxe si alte venituri in invatamant	331005	4,627,600	1,315,450	789,353	27,241	762,112	725,134		64,219
Venituri din prestari de servicii	331008	2,777,000	1,670,000	1,514,333	180,919	1,333,414	1,278,045		236,288
Contributia elevilor si studentilor pentru internate, camine si cantine.	331014	1,878,700	528,500	396,893	7,139	389,754	376,902		19,991
Venituri din valorificarea produselor obtinute din activitatea proprie sau anexa	331016	227,000	56,000	49,644	46,022	3,622	34,538		15,106
Venituri din organizarea de cursuri de calificare si conversie profesionala, specializare si perfectionare	331017	46,500	12,000	2,538		2,538	2,538		


A	B	1	2	3=4+5	4	5	6	7	8=3-6-7
Venituri din serbari si spectacole scolare, manifestari culturale, artistice si sportive	331019	300,000	190,000	87,189	5,359	81,830	70,502	15,871	816
Venituri din contractele incheiate cu casele de asigurari sociale de sanatate	331021	13,600,000	3,510,000	3,880,434	925,506	2,954,928	2,916,245		964,189
Venituri din contractele incheiate cu directiile de sanatate publica din sume alocate de la bugetul de stat	331030	1,000,000	300,000	246,110		246,110	246,110		
Venituri din contractele incheiate cu directiile de sanatate publica din sume alocate din veniturile proprii ale Ministerului Sanatatii	331031	445,000	120,000	27,357		27,357	27,357		
Alte venituri din prestari de servicii si alte activitati	331050	2,739,600	681,250	528,182	128,454	399,728	393,561		134,621
Diverse venituri (cod 36.10.50)	3610	180,000	76,000	31,640		31,640	31,640		
Alte venituri	361050	180,000	76,000	31,640		31,640	31,640		
Transferuri voluntare, altele decat subventiile (cod 37.10.01+37.10.03+37.10.04+37.10.50)	3710	57,000	24,000	5,000		5,000	5,000		
Donatii si sponsorizari	371001	25,000	17,000	5,000		5,000	5,000		
Varsaminte din sectiunea de functionare pentru finantarea sectiunii de dezvoltare a bugetului local (cu semnul minus)	371003	-8,101,000	-2,610,000	-1,020,232		-1,020,232	-1,020,232		
Varsaminte din sectiunea de functionare	371004	6,101,000	2,610,000	1,020,232		1,020,232	1,020,232		
Alte transferuri voluntare	371050	32,000	7,000						
III. OPERATIUNI FINANCIARE (cod 40.10+41.10)	0016			220,683		220,683	220,683		
Încasari din rambursarea împrumuturilor acordate (cod. 40.10.15+40.10.16)	4010			220,683		220,683	220,683		
Sume utilizate din excedentul anului precedent pentru efectuarea de cheltuieli (cod. 40.10.15.01+40.10.15.02)	401015			220,683		220,683	220,683		
Sume utilizate de administratiile locale din excedentul anului precedent pentru sectiunea de functionare	40101501			220,683		220,683	220,683		
IV. SUBVENTII (cod 00.18)	4100	14,128,000	4,887,000	3,364,600		3,364,600	3,364,600		
SUBVENTII DE LA ALTE NIVELE ALE ADMINISTRATIEI PUBLICE (cod 42.10+43.10)	0018	500,000	200,000	70,000		70,000	70,000		
Subventii de la alte administratii (cod 43.10.09+43.10.10+43.10.14 la 43.10.17+43.10.19)	4310	14,128,000	4,887,000	3,364,600		3,364,600	3,364,600		
Subventii pentru institutii publice	431009	12,828,000	4,237,000	2,844,600		2,844,600	2,844,600		
Subventii din bugetele locale pentru finantarea cheltuielilor curente din domeniul sanatatii	431010	800,000	450,000	450,000		450,000	450,000		
Subventii din bugetele locale pentru finantarea cheltuielilor de capital in domeniul sanatatii	431014	500,000	200,000	70,000		70,000	70,000		
VENITURILE SECTIUNII DE FUNCTIONARE (cod 00.02+00.16+00.17) - TOTAL	000110	36,423,000	10,920,390	10,190,409	1,354,639	8,835,770	8,686,072	15,871	1,488,466
I. VENITURI CURENTE (cod 00.03+00.12)	0002	22,795,000	6,233,390	6,675,126	1,354,639	5,320,487	5,170,789	15,871	1,488,466

A	B	1	2	3=4+5	4	5	6	7	8=3-6-7
C. VENITURI NEFISCALE (cod 00.13+00.14)	2900	22,795,000	6,233,390	6,675,126	1,354,639	5,320,487	5,170,789	15,871	1,488,466
C1. VENITURI DIN PROPRIETATE (cod 30.10 +31.10)	3000	1,017,600	360,190	136,685	33,999	102,686	83,449		53,236
Venituri din proprietate (cod 30.10.05+30.10.08+30.10.09+30.10.50)	3010	1,016,600	359,190	136,668	33,999	102,669	83,432		53,236
Venituri din concesiuni si inchirieri (cod 30.10.05.30)	301005	974,600	348,190	136,668	33,999	102,669	83,432		53,236
Alte venituri din concesiuni si inchirieri de catre institutiile publice	30100530	974,600	348,190	136,668	33,999	102,669	83,432		53,236
Alte venituri din proprietate	301050	42,000	11,000						
Venituri din dobânzi (cod 31.10.03)	3110	1,000	1,000	17		17	17		
Alte venituri din dobânzi	311003	1,000	1,000	17		17	17		
C2. VANZARI DE BUNURI SI SERVICII (cod 33.10+34.10+35.10+36.10+37.10)	3300	21,777,400	5,873,200	6,538,441	1,320,640	5,217,801	5,087,340	15,871	1,435,230
Venituri din prestari de servicii si alte activitati (cod 33.10.05+33.10.08+33.10.09+33.10.13+ 33.10.14 +33.10.16+33.10.17 +33.10.19 la 33.10.21+33.10.30 la 33.10.32+33.10.50)	3310	27,641,400	8,383,200	7,522,033	1,320,640	6,201,393	6,070,932	15,871	1,435,230
Taxe si alte venituri in invatamant	331005	4,627,600	1,315,450	789,353	27,241	762,112	725,134		64,219
Venituri din prestari de servicii	331008	2,777,000	1,670,000	1,514,333	180,919	1,333,414	1,278,045		236,288
Contributia elevilor si studentilor pentru internate, camine si cantine.	331014	1,878,700	528,500	396,893	7,139	389,754	376,902		19,991
Venituri din valorificarea produselor obtinute din activitatea proprie sau anexa	331016	227,000	56,000	49,644	46,022	3,622	34,538		15,106
Venituri din organizarea de cursuri de calificare si conversie profesionala, specializare si perfectionare	331017	46,500	12,000	2,538		2,538	2,538		
Venituri din serbari si spectacole scolare, manifestari culturale, artistice si sportive	331019	300,000	190,000	87,189	5,359	81,830	70,502	15,871	816
Venituri din contractele incheiate cu casele de asigurari sociale de sanatate	331021	13,600,000	3,510,000	3,880,434	925,506	2,954,928	2,916,245		964,189
Venituri din contractele incheiate cu directiile de sanatate publica din sume alocate de la bugetul de stat	331030	1,000,000	300,000	246,110		246,110	246,110		
Venituri din contractele incheiate cu directiile de sanatate publica din sume alocate din veniturile proprii ale Ministerului Sanatatii	331031	445,000	120,000	27,357		27,357	27,357		
Alte venituri din prestari de servicii si alte activitati	331050	2,739,600	681,250	528,182	128,454	399,728	393,561		134,621
Diverse venituri (cod 36.10.50)	3610	180,000	76,000	31,640		31,640	31,640		
Alte venituri	361050	180,000	76,000	31,640		31,640	31,640		
Transferuri voluntare, altele decât subventiile (cod 37.10.01+37.10.03+37.10.50)	3710	-6,044,000	-2,586,000	-1,015,232		-1,015,232	-1,015,232		
Donatii si sponsorizari	371001	25,000	17,000	5,000		5,000	5,000		

A	B	1	2	3=4+5	4	5	6	7	8=3-6-7
Varsaminte din sectiunea de functionare pentru finantarea sectiunii de dezvoltare a bugetului local (cu semnul minus)	371003	-6,101,000	-2,610,000	-1,020,232		-1,020,232	-1,020,232		
Alte transferuri voluntare	371050	32,000	7,000						
III. OPERATIUNI FINANCIARE (cod 40.10+41.10)	0016			220,683		220,683	220,683		
Încasari din rambursarea împrumuturilor acordate (cod. 40.10.15)	4010			220,683		220,683	220,683		
Sume utilizate din excedentul anului precedent pentru efectuarea de cheltuieli (cod. 40.10.15.01)	401015			220,683		220,683	220,683		
Sume utilizate de administratiile locale din excedentul anului precedent pentru sectiunea de functionare	40101501			220,683		220,683	220,683		
IV. SUBVENTII (cod 00.18)	4100	13,628,000	4,687,000	3,294,600		3,294,600	3,294,600		
SUBVENTII DE LA ALTE NIVELE ALE ADMINISTRATIEI PUBLICE (cod 42.10+43.10)	0018	13,628,000	4,687,000	3,294,600		3,294,600	3,294,600		
Subventii de la alte administratii (cod 43.10.09+43.10.10 +43.10.15)	4310	13,628,000	4,687,000	3,294,600		3,294,600	3,294,600		
Subventii pentru institutii publice	431009	12,828,000	4,237,000	2,844,600		2,844,600	2,844,600		
Subventii din bugetele locale pentru finantarea cheltuielilor curente din domeniul sanatatii	431010	800,000	450,000	450,000		450,000	450,000		
VENITURILE SECTIUNII DE DEZVOLTARE (cod 00.02+00.15+00.16+00.17+45.10) - TOTAL	000110	6,601,000	2,810,000	1,090,232		1,090,232	1,090,232		
I. VENITURI CURENTE (cod 00.12)	0002	6,101,000	2,610,000	1,020,232		1,020,232	1,020,232		
C. VENITURI NEFISCALE (cod 00.14)	2900	6,101,000	2,610,000	1,020,232		1,020,232	1,020,232		
C2. VANZARI DE BUNURI SI SERVICII (cod 37.10)	3300	6,101,000	2,610,000	1,020,232		1,020,232	1,020,232		
Transferuri voluntare, altele decât subventiile (cod 37.10.04)	3710	6,101,000	2,610,000	1,020,232		1,020,232	1,020,232		
Varsaminte din sectiunea de functionare	371004	6,101,000	2,610,000	1,020,232		1,020,232	1,020,232		
IV. SUBVENTII (cod 00.18)	4100	500,000	200,000	70,000		70,000	70,000		
SUBVENTII DE LA ALTE NIVELE ALE ADMINISTRATIEI PUBLICE (cod 42.10+43.10)	0018	500,000	200,000	70,000		70,000	70,000		
Subventii de la alte administratii (cod 43.10.14+43.10.16+43.10.17+43.10.19)	4310	500,000	200,000	70,000		70,000	70,000		
Subventii din bugetele locale pentru finantarea cheltuielilor de capital in domeniul sanatatii	431014	500,000	200,000	70,000		70,000	70,000		

Conducatorul institutiei

CATALIN CHERECHES



Conducatorul compartimentului

financiar-contabil

CARMEN POP

CONTUL DE EXECUTIE
A BUGETULUI INSTITUTIILOR PUBLICE SI ACTIVITATILOR FINANTATE INTEGRAL SAU PARTIAL DIN VENITURI PROPRII (DE SUBORDONARE LOCALA) -CHELTUIELI

la data de 31.03.2015

Cod 21

-lei-

Denumirea indicatorilor *)	Cod indicator	Credite de angajament	Credite bugetare		Angajamente bugetare	Angajamente legale	Plati efectuate	Angajamente legale de platit	Cheltuieli efective
			anuale aprobate la finele perioadei de raportare	trimestriale cumulate					
A	B	1	2	3	4	5	6	7=5-6	8
TOTAL CHELTUIELI - SECTIUNEA DE FUNCTIONARE + SECTIUNEA DE DEZVOLTARE (cod 50.10+59.10+63.10+70.10+74.10+79.10)	4910		43,024,000	13,730,390	20,640,615	20,640,615	9,240,863	11,399,752	8,288,707
Partea III-a CHELTUIELI SOCIAL-CULTURALE (cod 65.10+66.10+67.10+68.10)	6310		28,674,000	8,538,390	9,054,615	9,054,615	5,952,933	3,101,682	6,197,981
Invatamant (cod 65.10.03 la 65.10.05+65.10.07+65.10.11+65.10.50)	6510		8,629,000	2,540,390	2,639,292	2,639,292	1,237,789	1,401,503	1,275,012
Invaatamant prescolar si primar (cod 65.10.03.01+65.10.03.02)	651003		4,315,000	1,223,000	1,090,952	1,090,952	682,348	408,604	717,545
Invatamant prescolar	65100301		4,315,000	1,223,000	1,090,952	1,090,952	682,348	408,604	717,545
Invatamant secundar (cod 65.10.04.01 la 65.10.04.03)	651004		4,314,000	1,317,390	1,548,340	1,548,340	555,441	992,899	557,467
Invatamant secundar inferior	65100401		210,500	100,540	117,840	117,840	4,608	113,232	6,271
Invatamant secundar superior	65100402		4,103,500	1,216,850	1,430,500	1,430,500	550,833	879,667	551,196
Sanatate (66.10.06+66.10.08+66.10.50)	6610		16,745,000	4,680,000	3,907,323	3,907,323	3,907,323		4,065,418
Servicii medicale in unitati sanitare cu paturi (cod 66.10.06.01+66.10.06.03)	661006		16,745,000	4,680,000	3,907,323	3,907,323	3,907,323		4,065,418
Spitale generale	66100601		16,745,000	4,680,000	3,907,323	3,907,323	3,907,323		4,065,418
Cultura, recreere si religie (cod 67.10.03+67.10.05+67.10.50)	6710		3,300,000	1,318,000	2,508,000	2,508,000	807,821	1,700,179	857,551
Servicii culturale (cod 67.10.03.03 la 67.10.03.07+67.10.03.09 la 67.10.03.11+67.10.03.14+67.10.03.15+67.10.03.30))	671003		3,300,000	1,318,000	2,508,000	2,508,000	807,821	1,700,179	857,551
Institutii publice de spectacole si concerte	67100304		3,300,000	1,318,000	2,508,000	2,508,000	807,821	1,700,179	857,551
Partea IV-a SERVICII SI DEZVOLTARE PUBLICA,	6910		14,350,000	5,192,000	11,586,000	11,586,000	3,287,930	8,298,070	2,090,726


A	B	1	2	3	4	5	6	7=5-6	8
LOCUINTE, MEDIU SI APE (cod 70.10+74.10)									
Locuinte, servicii si dezvoltare publica (cod 70.10.03+70.10.04+70.10.50)	7010		14,350,000	5,192,000	11,586,000	11,586,000	3,287,930	8,298,070	2,090,726
Alte servicii in domeniul locuintelor, serviciilor si dezvoltarii comunale	701050		14,350,000	5,192,000	11,586,000	11,586,000	3,287,930	8,298,070	2,090,726
Partea a VII-a REZERVE, EXCEDENT/DEFICIT	9610						2,784	-2,784	
EXCEDENT (98.10.96+98.10.97)	9810						1,392	-1,392	
Excedentul sectiunii de dezvoltare	981097						1,392	-1,392	
DEFICIT (99.10.96+99.10.97)_	9910						-1,392	1,392	
Deficitul sectiunii de dezvoltare	991097						-1,392	1,392	
CHELTUIELILE SECTIUNII DE FUNCTIONARE (cod 50.10+59.10+63.10+70.10+74.10+79.10)	4910		43,024,000	13,730,390	20,640,615	20,640,615	9,240,863	11,399,752	8,288,707
Partea III-a CHELTUIELI SOCIAL-CULTURALE (cod 65.10+66.10+67.10+68.10)	6310		28,001,000	8,182,390	8,813,007	8,813,007	5,884,325	2,928,682	5,983,184
Invatamant (cod 65.10.03 la 65.10.05+65.10.07+65.10.11+65.10.50)	6510		8,606,000	2,534,390	2,616,292	2,616,292	1,237,789	1,378,503	1,257,151
Invatamant prescolar si primar (cod 65.10.03.01+65.10.03.02)	651003		4,315,000	1,223,000	1,090,952	1,090,952	682,348	408,604	717,545
Invatamant prescolar	65100301		4,315,000	1,223,000	1,090,952	1,090,952	682,348	408,604	717,545
Invatamant secundar (cod 65.10.04.01 la 65.10.04.03)	651004		4,291,000	1,311,390	1,525,340	1,525,340	555,441	969,899	539,606
Invatamant secundar inferior	65100401		210,500	100,540	117,840	117,840	4,608	113,232	6,271
Invatamant secundar superior	65100402		4,080,500	1,210,850	1,407,500	1,407,500	550,833	856,667	533,335
Sanatate (66.10.06+66.10.08+66.10.50)	6610		16,245,000	4,480,000	3,838,715	3,838,715	3,838,715		3,886,535
Servicii medicale in unitati cu paturi (cod 66.10.06.01+66.10.06.03)	661006		16,245,000	4,480,000	3,838,715	3,838,715	3,838,715		3,886,535
Spitale generale	66100601		16,245,000	4,480,000	3,838,715	3,838,715	3,838,715		3,886,535
Cultura, recreere si religie (cod 67.10.03+67.10.05+67.10.50)	6710		3,150,000	1,168,000	2,358,000	2,358,000	807,821	1,550,179	839,498
Servicii culturale (cod 67.10.03.03 la 67.10.03.07+ 67.10.03.09 la 67.10.03.11+67.10.03.14+ 67.10.03.15+ 67.10.03.30)	671003		3,150,000	1,168,000	2,358,000	2,358,000	807,821	1,550,179	839,498
Instituti publice de spectacole si concerte	67100304		3,150,000	1,168,000	2,358,000	2,358,000	807,821	1,550,179	839,498
Partea IV-a SERVICII SI DEZVOLTARE PUBLICA, LOCUINTE, MEDIU SI APE (cod 70.10+74.10)	6910		8,422,000	2,738,000	5,658,000	5,658,000	2,267,698	3,390,302	1,903,535
Locuinte, servicii si dezvoltare publica (cod 70.10.03+70.10.04+70.10.50)	7010		8,422,000	2,738,000	5,658,000	5,658,000	2,267,698	3,390,302	1,903,535
Alte servicii in domeniul locuintelor, serviciilor si dezvoltarii	701050		8,422,000	2,738,000	5,658,000	5,658,000	2,267,698	3,390,302	1,903,535

A	B	1	2	3	4	5	6	7=5-6	8
comunale									
CHELTUIELILE SECTIUNII DE DEZVOLTARE (cod 50.10+59.10+63.10+70.10+74.10+79.10)	4910		6,601,000	2,810,000	6,169,608	6,169,608	1,088,840	5,080,768	401,988
Partea III-a CHELTUIELI SOCIAL-CULTURALE (cod 65.10+66.10+67.10+68.10)	6310		673,000	356,000	241,608	241,608	68,608	173,000	214,797
Invatamant (cod 65.10.03 la 65.10.05+65.10.07+65.10.11+65.10.50)	6510		23,000	6,000	23,000	23,000		23,000	17,861
Invatamant secundar (cod 65.10.04.01 la 65.10.04.03)	651004		23,000	6,000	23,000	23,000		23,000	17,861
Invatamant secundar superior	65100402		23,000	6,000	23,000	23,000		23,000	17,861
Sanatate (66.10.06+66.10.08+66.10.50)	6610		500,000	200,000	68,608	68,608	68,608		178,883
Servicii medicale in unitati cu paturi (cod 66.10.06.01+66.10.06.03)	661006		500,000	200,000	68,608	68,608	68,608		178,883
Spitale generale	66100601		500,000	200,000	68,608	68,608	68,608		178,883
Cultura, recreere si religie (cod 67.10.03+67.10.05+67.10.50)	6710		150,000	150,000	150,000	150,000		150,000	18,053
Servicii culturale (cod 67.10.03.03 la 67.10.03.07+67.10.03.09 la 67.10.03.11+ 67.10.03.14+ 67.10.03.15+67.10.03.30)	671003		150,000	150,000	150,000	150,000		150,000	18,053
Institutii publice de spectacole si concerte	67100304		150,000	150,000	150,000	150,000		150,000	18,053
Partea IV-a SERVICII SI DEZVOLTARE PUBLICA, LOCUINTE, MEDIU SI APE (cod 70.10+74.10)	6910		5,928,000	2,454,000	5,928,000	5,928,000	1,020,232	4,907,768	187,191
Locuinte, servicii si dezvoltare publica (cod 70.10.03+70.10.04+70.10.50)	7010		5,928,000	2,454,000	5,928,000	5,928,000	1,020,232	4,907,768	187,191
Alte servicii in domeniul locuintelor, serviciilor si dezvoltarii comunale	701050		5,928,000	2,454,000	5,928,000	5,928,000	1,020,232	4,907,768	187,191
Partea a VII-a REZERVE, EXCEDENT/DEFICIT	9610						2,784	-2,784	
EXCEDENT (98.10.97)	9810						1,392	-1,392	
Excedentul sectiunii de dezvoltare	981097						1,392		
DEFICIT (99.10.97)	9910						-1,392	1,392	
Deficitul sectiunii de dezvoltare	991097						-1,392		

Nota: Se detaliaza pe structura clasificatiei economice (Anexa 7)

Conducatorul institutiei

CATALIN CHERECHES



**Conducatorul compartimentului
financiar-contabil**

CARMEN POP

A handwritten signature in black ink, appearing to be 'Carmen Pop', is written in a cursive style.

CONTUL DE EXECUTIE A BUGETULUI CREDITELOR INTERNE- CHELTUIELI

la data de 31.03.2015

Cod 21

-lei-


Denumirea indicatorilor *)	Cod indicator	Credite de angajament	Credite bugetare		Angajamente bugetare	Angajamente legale	Plati efectuate	Angajamente legale de platit	Cheltuieli efective
			initiale	definitive					
A	B	1	2	3	4	5	6	7=5-6	8
TOTAL CHELTUIELI (cod 50.07+59.07+63.07+70.07+74.07.79.07)	4907		36,035,000	16,135,440	36,035,000	36,035,000	5,867,858	30,167,142	
Partea IV-a SERVICII SI DEZVOLTARE PUBLICA, LOCUINTE,MEDIU SI APE (cod 70.07+74.07)	6907		14,800,000	11,387,440	14,800,000	14,800,000	5,155,091	9,644,909	
Locuinte, servicii si dezvoltare publica (cod 70.07.03+70.07.05 la 70.07.07+70.07.50)	7007		14,800,000	11,387,440	14,800,000	14,800,000	5,155,091	9,644,909	
Alte servicii în domeniile locuintelor, serviciilor si dezvoltarii comunale	700750		14,800,000	11,387,440	14,800,000	14,800,000	5,155,091	9,644,909	
Partea V-a ACTIUNI ECONOMICE (cod 80.07+81.07+83.07+84.07+ 87.07)	7907		21,235,000	4,748,000	21,235,000	21,235,000	712,767	20,522,233	
Agricultura, silvicultura, piscicultura si vanatoare (cod 83.07.03)	8307		542,000	240,000	542,000	542,000		542,000	
Agricultura (cod 83.07.03.03+83.07.03.07+83.07.03.30)	830703		542,000	240,000	542,000	542,000		542,000	
Alte cheltuieli în domeniul agriculturii	83070330		542,000	240,000	542,000	542,000		542,000	
Transporturi (cod 84.07.03+ 84.07.06+84.07.50)	8407		20,693,000	4,508,000	20,693,000	20,693,000	712,767	19,980,233	
Transport rutier (cod 84.07.03.01 la 84.07.03.03)	840703		20,693,000	4,508,000	20,693,000	20,693,000	712,767	19,980,233	
Transport in comun	84070302		1,493,000	1,493,000	1,493,000	1,493,000	294,233	1,198,767	
Strazi	84070303		19,200,000	3,015,000	19,200,000	19,200,000	418,534	18,781,466	
CHELTUIELILE SECTIUNII DE DEZVOLTARE(cod 50.07+59.07+63.07+70.07+7407+79.07)	4907		36,035,000	16,135,440	36,035,000	36,035,000	5,867,858	30,167,142	
Partea IV-a SERVICII SI DEZVOLTARE PUBLICA, LOCUINTE,MEDIU SI APE (cod 70.07+74.07)	6907		14,800,000	11,387,440	14,800,000	14,800,000	5,155,091	9,644,909	
Locuinte, servicii si dezvoltare publica (cod	7007		14,800,000	11,387,440	14,800,000	14,800,000	5,155,091	9,644,909	

A	B	1	2	3	4	5	6	7=5-6	8
70.07.03+70.07.05+70.07.06+70.07.07+70.07.50)									
Alte servicii în domeniile locuintelor, serviciilor si dezvoltarii comunale	700750		14,800,000	11,387,440	14,800,000	14,800,000	5,155,091	9,644,909	
Partea V-a ACTIUNI ECONOMICE (cod 80.07+81.07+83.07+84.07+ 87.07)	7907		21,235,000	4,748,000	21,235,000	21,235,000	712,767	20,522,233	
Agricultura, silvicultura, piscicultura si vanatoare (cod 83.07.03)	8307		542,000	240,000	542,000	542,000		542,000	
Agricultura (cod 83.07.03.03+83.07.03.07+83.07.03.30)	830703		542,000	240,000	542,000	542,000		542,000	
Alte cheltuieli în domeniul agriculturii	83070330		542,000	240,000	542,000	542,000		542,000	
Transporturi (cod 84.07.03+84.07.06+84.07.50D)	8407		20,693,000	4,508,000	20,693,000	20,693,000	712,767	19,980,233	
Transport rutier (cod 84.07.03.01 la 84.07.03.03)	840703		20,693,000	4,508,000	20,693,000	20,693,000	712,767	19,980,233	
Transport in comun	84070302		1,493,000	1,493,000	1,493,000	1,493,000	294,233	1,198,767	
Strazi	84070303		19,200,000	3,015,000	19,200,000	19,200,000	418,534	18,781,466	

Nota: Se detaliaza pe structura clasificatiei economice (Anexa 7)

Conducatorul institutiei

CATALIN CHERECHES



**Conducatorul compartimentului
financiar-contabil
CARMEN POP**

CONTUL DE EXECUTIE A BUGETULUI FONDURILOR EXTERNE NERAMBURSABILE- VENITURI

la data de 31.03.2015

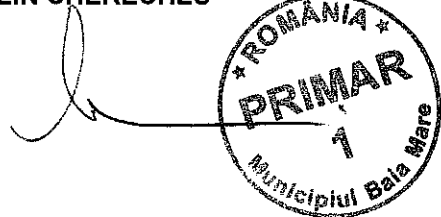
Cod 20

-lei-

Denumirea indicatorilor	Cod indicator	Credite bugetare		Drepturi constatate			Incasari realizate	Stingeri pe alte cai decat incasari	Drepturi constatate de incasat
		anuale aprobate la finele perioadei de raportare	trimestriale cumulate	Total, din care:	din anii precedenti	din anul curent			
A	B	1	2	3=4+5	4	5	6	7	8=3-6-7
TOTAL VENITURI ALE SECTIUNII DE DEZVOLTARE (cod 00.02+00.16+00.17 + 45.08)	000108	2,345,000	1,365,000	445,459		445,459	445,459		
IV. SUBVENTII (cod 44.08+00.18)	0017	352,000	97,000	66,819		66,819	66,819		
Subventii de la alte nivele ale administratiei publice (cod 42.08)	0018	352,000	97,000	66,819		66,819	66,819		
Subventii de la bugetul de stat	4208	352,000	97,000	66,819		66,819	66,819		
Cofinantare publica acordata in cadrul mecanismului SEE	420860	352,000	97,000	66,819		66,819	66,819		
Sume primite de la UE/alti donatori in contul platilor efectuate si prefinantari (cod 45.08.17+45.08.18+45.08.21)	4508	1,993,000	1,268,000	378,640		378,640	378,640		
Mecanismul financiar SEE (cod 45.08.17.03)	450817	1,993,000	1,268,000	378,640		378,640	378,640		
Prefinantare	45081703	1,993,000	1,268,000	378,640		378,640	378,640		

Conducatorul institutiei

CATALIN CHERECHES



Conducatorul compartimentului

financiar-contabil

CARMEN POP

CONTUL DE EXECUTIE A BUGETULUI FONDURILOR EXTERNE NERAMBURSABILE- CHELTUIELI

la data de 31.03.2015

Cod 21

-lei-

Denumirea indicatorilor *)	Cod indicator	Credite de angajament	Credite bugetare		Angajamente bugetare	Angajamente legale	Plati efectuate	Angajamente legale de platit	Cheltuieli efective
			anuale aprobate la finele perioadei de raportare	trimestriale cumulate					
A	B	1	2	3	4	5	6	7=5-6	8
TOTAL CHELTUIELI ALE SECTIUNII DE DEZVOLTARE (50.08+59.08+63.08+70.08+74.08+79.08)	4908		2,345,000	1,365,000	1,365,000	1,365,000	8,268	1,356,732	69,920
Partea III-a CHELTUIELI SOCIAL-CULTURALE (cod 65.08+66.08+67.08+68.08)	6308		2,345,000	1,365,000	1,365,000	1,365,000	8,268	1,356,732	69,920
Învatamant (cod 65.08.03 la 65.08.05+65.08.07+65.08.11+65.08.50)	6508		645,000	645,000	645,000	645,000		645,000	49,840
Învatamânt secundar (cod 65.08.04.01 la 65.08.04.03)	650804		645,000	645,000	645,000	645,000		645,000	49,840
Învatamânt secundar inferior	65080401		376,000	376,000	376,000	376,000		376,000	4,770
Învatamânt secundar superior	65080402		269,000	269,000	269,000	269,000		269,000	45,070
Cultura, recreere si religie (cod 67.08.03+67.08.05+67.08.06+67.08.50)	6708								2,189
Alte servicii în domeniile culturii, recreerii si religiei	670850								2,189
Asigurari si asistenta sociala (cod 68.08.02+68.08.04 la 68.08.06+68.08.11+68.08.15+68.08.50)	6808		1,700,000	720,000	720,000	720,000	8,268	711,732	17,891
Alte cheltuieli in domeniul asigurarilor si asistentei sociale	680850		1,700,000	720,000	720,000	720,000	8,268	711,732	17,891

Nota: Se detaliaza pe structura clasificatiei economice (Anexa 7)

Conducatorul institutiei

CATALIN CHERECHES



**Conducatorul compartimentului
financiar-contabil**

CARMEN POP

